

PayPal on Our Web Site

I took a look at how the Lone Star set up their Web form for their online registration (below). The capabilities of their form and the PayPal portion of that form is simpler than our form.

The screenshot shows a web form titled "Reservation Information". It contains several input fields and dropdown menus: "Your Full Name" (text input), "Membership Status" (dropdown menu with "STC Member" selected), "Meal Type/Program" (dropdown menu with "Regular" selected), "Payment Method" (dropdown menu with "Please make a selection." selected), "E-mail Address" (text input), and "How did you hear about this meeting?" (dropdown menu with "Please make a selection." selected). Below these fields are "Submit Form" and "Reset" buttons. A note at the bottom states: "NOTE Paypal Users: When you submit this form, a confirmation screen displays. Click the Back button on your browser to return to this page to continue the pre-pay process."

The screenshot shows the payment section of the form. It starts with a heading "STC Members: Pay \$20 for your February 12, 2004 dinner reservation." followed by a warning: "Warning: Do not click on the PayPal icon unless you have already completed the reservation form above." Below this is a "PayPal CLICK HERE TO PAY" button. A horizontal line separates this from the "Non-STC Members: Pay \$25 for your February 12, 2004 dinner reservation." section, which also includes a similar warning and a "PayPal CLICK HERE TO PAY" button.

On our form, we have the capability of one person registering up to four people at a time, which produces only one note for the registrant to keep track of, makes only one charge to their credit card, and saves them time.

Paying for Multiple People







With the Lone Star form, the system works well for individuals who are paying for themselves. However, when one person is paying for a group, that person would have to register each person they are paying for separately and pay separately. That adds some cost (up to \$0.90), more time to the registration process, and generates additional confirmation notes. However, it may be the simplest way to get this off the ground.

Washington DC Model

I checked out the Washington DC's online form also (see the form on the next page). It varies from the Lone Star Chapter's in that it allows people to register and pay for more than one person at a time. It doesn't appear to gather information on those extra people (how they heard about the meeting, membership status, e-mail address, etc.). It just allows the person registering to indicate on the form how many members, nonmembers, and (volunteers) that they are registering. They don't have dinner selections on their form, a very important item for our form.

It looks like the form calculates the total for the person registering, and then takes the person to the PayPal site once the person clicks the Send Reservation button. It sounds like the person has to enter the amount they are to pay. Room for error there?


Advantages: Allows for simple totaling of the costs of one person registering multiple people. **Disadvantages:** We cannot gather information (we do this at the meetings anyway). We will have to figure out how to do meal choices, but not too difficult. We allow the registrant to enter the totaló room for errors.

RSVP:	<input type="checkbox"/> Yes, I look forward to attending the program on 10 December 2003.																					
Your contact information:	Name <input type="text"/>  E-mail address: <input type="text"/> 																					
STC Membership status:	<input type="text"/> 																					
Number of reservations and payment calculation:	<p>Please reserve the following number of seats under my name at the following rates.</p> <table border="1" data-bbox="683 680 1271 1192"> <thead> <tr> <th>Fee Category</th> <th>No. of Seats</th> <th>Rate</th> </tr> </thead> <tbody> <tr> <td>STC member</td> <td><input type="text" value="0"/></td> <td>\$20</td> </tr> <tr> <td>Current chapter volunteer</td> <td><input type="text" value="0"/></td> <td>\$15</td> </tr> <tr> <td>Nonmember</td> <td><input type="text" value="0"/></td> <td>\$27</td> </tr> <tr> <td>Group 1 Software employee</td> <td><input type="text" value="0"/></td> <td>FREE</td> </tr> <tr> <td>Event staff (indicate your role below)</td> <td><input type="text" value="0"/></td> <td>FREE</td> </tr> <tr> <td>Total</td> <td><input type="text"/></td> <td></td> </tr> </tbody> </table>	Fee Category	No. of Seats	Rate	STC member	<input type="text" value="0"/>	\$20	Current chapter volunteer	<input type="text" value="0"/>	\$15	Nonmember	<input type="text" value="0"/>	\$27	Group 1 Software employee	<input type="text" value="0"/>	FREE	Event staff (indicate your role below)	<input type="text" value="0"/>	FREE	Total	<input type="text"/>	
Fee Category	No. of Seats	Rate																				
STC member	<input type="text" value="0"/>	\$20																				
Current chapter volunteer	<input type="text" value="0"/>	\$15																				
Nonmember	<input type="text" value="0"/>	\$27																				
Group 1 Software employee	<input type="text" value="0"/>	FREE																				
Event staff (indicate your role below)	<input type="text" value="0"/>	FREE																				
Total	<input type="text"/>																					
Please let us know:	How did you find out about this event? <input type="text"/> 																					
Additional comments:	Additional dietary requirements, names of everyone in your party, event role, etc. <input type="text"/> 																					
Carpool:	Interested in carpooling to this event? Indicate your starting point, whether or not you would be available to drive, and if so, how many people fit in your car. <input type="text"/> 																					
<input type="button" value="Send reservation"/> <input type="button" value="Clear form"/>																						





Shopping Cart Option

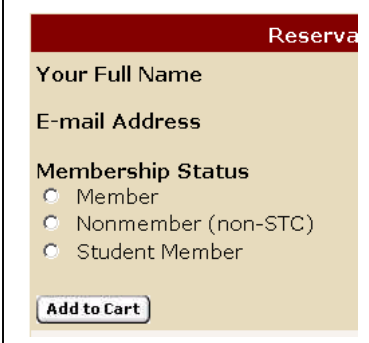
To be able to register multiple people who could be a combination of members, nonmembers, student members, dinner, and program only, things get really complicated. Lone Star has two payment buttons, one for members and one for nonmembers. Their program only is free. They don't allow credit card payments for later registration (not sure why that would seem to be something that could be desirable).

To design our site to be like Lone Star's, we would have to make it much simpler (remove the multiple registration at once) or add payment buttons for all possible combinations: 1 member, . . . , 4 members, member and nonmember, etc. According to factorial math, I think there are **24** possible combinations of how people could register with our current form. That would mean 24 buttons, and that's without allowing late registration.

Another way to do this is to use the shopping cart method.  With this method, people would enter the registration information for an individual and click the Add to Cart button. I don't know if the system takes the person to a summary of charges page or if it returns you to the registration form.

Since the online registration form will be used for both registering and for those wanting to pay by credit card, you have to protect those who are just registering and not charging anything. Therefore, you don't want to put the Add to Cart buttons next to the items that you are registering for because you don't want people who will pay at the door clicking the button by mistake.

Members	Student Members	Nonmembers	Program Only
Pay \$20 for your dinner reservation.	Pay \$15 for your dinner reservation.	Pay \$25 for your dinner reservation.	Pay \$10 for your reservation.
Warning: Do not click on the PayPal icon unless you have already completed the reservation form above.	Warning: Do not click on the PayPal icon unless you have already completed the reservation form above.	Warning: Do not click on the PayPal icon unless you have already completed the reservation form above.	Warning: Do not click on the PayPal icon unless you have already completed the reservation form above.
			



Reserva

Your Full Name

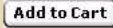
E-mail Address

Membership Status

Member

Nonmember (non-STC)

Student Member



Bad location of button ↑

← Separated into its own table

Charges

\$20 - Members
\$25 - Nonmembers
\$15 - Student member
\$10 - Program Only

PayPal Fees: To receive funds, 2.2% + \$0.30 USD to 2.9% + \$0.30 USD

Members	$\$20 + 0.58 + 0.30 = 20.88$	\$.88	\$21
Nonmembers	$\$25 + 0.73 + 0.30 = 26.03$	\$1.03	\$26
Student member	$\$15 + 0.44 + 0.30 = 15.74$	\$.74	\$16
Program Only	$\$10 + 0.29 + 0.30 = 10.59$	\$.59	\$11

We could charge people the exact cost of the meetings. Or we could round it and, in most cases, even make a little extra.

Meeting Reservation

To register for the chapter meeting, please complete this form and click the **Submit** button below.

Note: This form is only compatible with an Internet Explorer browser. Do not use after the sign-up deadline.

Reservation Information	
Your Full Name	<input type="text"/>
E-mail Address	<input type="text"/>
Membership Status	Meal Type or Program
<input type="radio"/> Member	<input type="radio"/> Pan fried snapper
<input type="radio"/> Nonmember (non-STC)	<input type="radio"/> Roasted chicken
<input type="radio"/> Student Member	<input type="radio"/> Vegetarian
	<input type="radio"/> Program Only
Payment Method	How did you hear about this meeting?
<input type="radio"/> Cash or check at meeting	<i>Check all that apply.</i>
<input type="radio"/> Credit card using PayPal	<input type="checkbox"/> Newsletter - Rough Draft
Note: Credit cards are no longer accepted at the meetings.	<input type="checkbox"/> Web Site of the Phoenix Chapter
Note: No-shows will be billed.	<input type="checkbox"/> E-mail List message from the Phoenix Chapter
	<input type="checkbox"/> Postcard
	<input type="checkbox"/> Colleague
	<input type="checkbox"/> Newspaper
	<input type="checkbox"/> SIG Meeting
	<input type="checkbox"/> Other
	<input type="text"/>
Note: To register more than one attendee, please submit additional registration forms.	
PayPal Users: See note below.	
<input type="button" value="Send Registration"/>	<input type="button" value="Reset"/>

NOTE PayPal Users: When you submit this form, a confirmation screen displays. Click the **Back** button on your browser to **return** to this page to **continue** the pre-pay process.

Pre-Paying by Credit Card

You have the option of pre-paying for your dinner or meeting reservation using a credit card. The Phoenix Chapter has established an account with PayPal for your convenience.

Note: The deadline for making a credit card payment is noon on the Thursday preceding the Tuesday meeting date. You may still make your payment at the meeting using cash or a check. Credit card payment is **not** available at the meeting. **Credit card pre-payments are not refundable.**

Once you have **registered** by completing and submitting the form above, you can follow the steps below to make your payment.

- Select a payment option by clicking a PayPal button below that matches your membership status (for dinner reservation) or the program-only option.
- When the PayPal window opens, follow the instructions on the PayPal payment page. Your registration information will be matched with your payment.

Members	Student Members	Non-members	Program Only
Pay \$20 for your dinner reservation.	Pay \$15 for your dinner reservation.	Pay \$25 for your dinner reservation.	Pay \$10 for your reservation.
Warning: Do not click the PayPal icon unless you have already completed the reservation form above.	Warning: Do not click the PayPal icon unless you have already completed the reservation form above.	Warning: Do not click the PayPal icon unless you have already completed the reservation form above.	Warning: Do not click the PayPal icon unless you have already completed the reservation form above.
			

